


COMPACT 12000 Baby



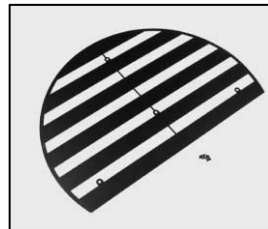
NOTE: WHEN ORDERING QUOTE PART NUMBER | BEMERKUNG: BEI BESTELLUNG IDENT-NR ANGEBEN



L4.80462.E
Front casting
Frontteil




L4.80463.E
Rear casting
Rückteil




L4.80466.E
Cover sheet
Abdeckblech




L4.80461.E
Lens door
Linsenfassung



L4.82189.E
lens-mounting-set
Linsenbefestigungsset



L4.76235.E
Fresnel lens 500 mm
Stufenlinse 500 mm



L4.80465.E
Wire guard
Schutzgitter




L4.80625.E
Extrusion top
Rippenblech oben



L4.80626.E
Side extrusion
Rippenblech seitlich



L4.79584.E
Stirrup bracket
Bügelager



L4.80621.E
Internal baffle
Mantelstromblech




L4.80622.E
Cover left + right
Abdeckung li. + re.

Spare Parts List / Ersatzteilliste

February 26, 2015



L4.79747.E
Door catch
Schnapphaken




L4.80624.E
Profile
Profil




L4.80482.E
Accessory bracket
Halteklau



L4.80481.E
Top latch
Torsicherung



L4.80484.E
Lamp carriage
Fokusschlitten



L4.79118.E
Lampholder cpl.
Lampenfassung kpl.



L4.80643.E
Reflectorholder
Reflektorhalter




L4.75676.E
Lamp lock shaft
Lampenklammhebel



L4.80489.E
H.t. cables
Lampenkabel kpl.




L4.80499.E
Lamp lock
Lampenklammung



L4.80638.E
Safety switch cpl.
Endschalter kpl.



L4.80473.E
Base casting
Wannenstirn




L4.80470.E
Base ventilating duct
Stirnkamin




L4.80631.E
Side panel left
Seitenblech li.



L4.80632.E
Side panel right
Seitenblech rechts



L4.80633.E
Intermediate plate
Zwischenblech




L4.80628.E
Cover sheet
Abdeckblech



L4.80629.E
Bottom panel
Bodenblech

Spare Parts List / Ersatzteilliste


February 26, 2015



L4.80469.E
Bottom ventilating duct
Bodenkamin



L4.80634.E
Focus spindle
Fokusspindel




L4.73544.E
Brake springs (3 pcs.)
Bremsfedern (3 St.)



L4.80635.E
Guide rail
Gleitstange




L4.81380.E
Focus knob
Fokusknopf



L4.77678.E
Hour counter
Betriebsstundenzähler



L4.80498.E
Compensating resistance
Vorwiderstand



L4.72826.E
On/Off switch
Wippschalter



L4.80612.E
Ignitor
Zündgerät



L4.80636.E
Main cable
Scheinwerferkabel



L4.80640.E
Connecting wires
Verbindungs-Litzen



L4.80496.E
Safety switch activator
Drahtauslöser



L4.80630.E
Base skid
Kufe



L4.82123.E
Reflector
Reflektor



L4.80476.E
Stirrup
Haltebügel



L4.77916.E
Stirrup mounting set
Bügelbefestigungsset



L4.79073.E
Friction disc
Frictionsscheibe




L4.77942.E
Strain relief
Kabelverschraubung



L4.71067.E
Veam-connector (male)
Veam Stecker (Stiftkontakt)




L4.71068.E
Veam-connector (female)
Veam Stecker
(Buchsenkontakt)




L4.71996.E
Holdingclip for Veam
Connector
Halteclip für Veam Stecker



L4.82390.E
Handle
Griff



L4.71996.E
Clip
Klammer



L4.72044.E
Ceramic insulation pads for
Lens



L4.70186.E
Paint thinner
Farb-Verdünnung



L4.70194.E
Paint blue similar RAL 5015
Lack blau ähnlich RAL 5015