



ARRISUN 60




NOTE: WHEN ORDERING QUOTE PART NUMBER | BEMERKUNG: BEI BESTELLUNG IDENT-NR ANGEBEN



L4.77518.E
Front casting
Frontteil




L4.77562.E
Lens door
Linsenfassung



L4.77563.E
UV-protective glass
Sicherheitsglas



L4.77551.E
Lens -holding -springs
Linsenhaltefedern



L4.77564.E
Wire guard complete
Schutzgitter komplett



L4.79747.E
Door catch set
Schnapphaken Set



L4.83014.E
Accessory brackets "short"
(in combination with top latch
L4.82911.E)
Halteklauen "kurz" (in
Kombination mit
Torsicherung L4.82911.E)



L4.77344.E
Accessory brackets "middle"
(in combination with top latch
L4.77470.E)
Halteklauen "mittel" (in
Kombination
mit Torsicherung L4.77470.E)




L4.77800.E
Accessory brackets "long" from
ser.no. 821 (in combination with top latch
L4.79011.E)
Halteklauen "lang" ab Ser.Nr. 821
(in
Kombination mit Torsicherung
L4.79011.E)



L4.82911.E
Comfort top latch "short" (in
combination
with accessory brackets L4.83014.E)
Komfort Torsicherung "kurz" (in
Verbindung mit Halteklauen L4.83014.E)



L4.77470.E
Top latch "middle" (in
combination
with accessory brackets
L4.77344.E)
Torsicherung "mittel" (in
Verbindung
mit Halteklauen L4.77344.E)



L4.79011.E
Top latch "long" from ser.no.821 (in
combination with accessory brackets
L4.77800.E)
Torsicherung "lang" ab Ser.Nr.821
(in Verbindung mit Halteklauen
L4.77344.E)

Design, specifications & availability subject to change without notice - Technische Änderungen vorbehalten

Spare Parts List / Ersatzteilliste


February 20, 2015




L4.77628.E
Lens holder set
Linsenhalter-Set



L4.77943.E
Rear casting
Rückteil



L4.77526.E
Internal baffle
Mantelstromblech




L4.77519.E
Extrusions set
Rippenbleche-Set



L4.77523.E
Side panel f. housing right
Seitenblech f. Gehäuse
rechts



L4.77524.E
Side panel f. housing left
Seitenblech f. Gehäuse
links



L4.79139.E
Cover for lamp lock knob
Abdeckung für
Lampenklammernknopf



L4.77536.E
Side panel right
Seitenblech rechts




L4.77535.E
Side panel left
Seitenblech links



L4.77529.E
Base casting front
Wannenstirnteil vorne




L4.77534.E
Base casting rear
Wannenstirnteil hinten




L4.74015.E
Bottom panel
Bodenblech



L4.77538.E
Intermediate panel
Zwischenblech



L4.77537.E
Cover
Abdeckblech



L4.79144.E
Base skid
Kufe



L4.77555.E
Stirrup
Haltebügel



L4.73746.E
to ser. no. 843 / bis Ser. Nr.
843
Stirrup mounting set
Bügelbefestigungs-Set



L4.79137.E
from ser. no. 844 / ab Ser. Nr.
844
Stirrup mounting set
Bügelbefestigungs-Set


Design, specifications & availability subject to change without notice - Technische Änderungen vorbehalten




L4.83153.E
to ser. no. 843 / bis Ser. Nr. 843
Friction disc
Friktionsscheibe




L4.79128.E
from ser. no. 844 / ab Ser. Nr. 844
Friction disc
Friktionsscheibe




L4.77941.E
Lampholder + lampcarriage
Thread 17 mm to ser.no.1609
Lampenfassung +
Fassungsträger
Gewinde 17 mm bis
Ser.Nr.1609



L4.76253.E
Lampholder + lampcarriage
Thread 20 mm from
ser.no.1610
Lampenfassung +
Fassungsträger
Gewinde 20 mm ab
Ser.Nr.1610



L4.77696.E
Lampholder complete
Lampenfassung komplett



L4.82291.E
Set of 6 pcs. lampholder
contacts
Set mit 6 St.
Lampenklammstücken




L4.77558.E
Lamp lock shaft
Hebel geschweißt



L4.77560.E
Lampcarriage
Fassungsträger



L4.77542.E
Focus spindle
Fokusspindel



L4.73544.E
Brake springs (3 pcs)
Bremsfedern (3 Stk)



L4.80122.E
10 pcs. guid roll / focus
10 St. Führungsrollen / Fokus



L4.83078.E
Guide rail
Leitspindel



L4.81380.E
Focus knob compl.
Fokusknopf kpl.




L4.77481.E
Lamp lock knob compl.
Lampenklammungsknopf kpl.




L4.77507.E
Reflector
Reflektor





















L4.77527.E
Safety switch activator
Drahtauslöser



L4.72826.E
On/Off switch
Wippschalter



L4.77539.E
Safety switch complete
Endschalter komplett

	<p>Not available! Nicht mehr verfügbar!</p> 				
<p>L4.72587.E 4 pcs. safety switch 4 St. Sicherheitsschalter</p>	<p>L4.77543.E Ignitor Zündgerät</p>	<p>L4.77678.E Hour counter elec. Betriebsstundenzähler elek.</p>	<p>L4.77541.E Bowden wire compl. Bowdenzug kpl.</p>	<p>L4.77549.E Connecting wire Verbindungslitzen</p>	<p>L4.77688.E Bowden wire holder set Bowdenzughalter Set</p>
					
<p>L4.77942.E Strain relief assembly Kabelverschraubung</p>	<p>L4.77548.E Spark gap Funkenstrecke</p>	<p>L4.77565.E H.T. cables cpl. thread: 17mm to ser.no.1609 Lampenkabel kpl. Gewinde: 17mm bis Ser.Nr. 1609</p>	<p>L4.72586.E H.T. cables cpl. thread: 20mm from ser.no.1609 Lampenkabel kpl. Gewinde: 20mm ab Ser.Nr. 1609</p>	<p>L4.77701.E Distance holder for H.T. cables Abstandhalter für Lampenkabel</p>	<p>L4.77568.E Mains cable (Veam) Scheinwerferkabel (Veam)</p>
<p>Limited Stock Eingeschränkte Verfügbarkeit</p> 	<p>Not available! Nicht mehr verfügbar!</p> 				
<p>L4.77944.E Veam connector (male) 16 mm² for lamphead cable Veam Stecker (Stiftkontakt) 16 mm² für Scheinwerferkabel</p>	<p>L4.77946.E Veam connector (female) 16 mm² for head to ballast extension cable Veam Stecker (Buchsenkontakt) 16 mm² für VG Verlängerungskabel</p>	<p>L4.71996.E Holding clip f. VEAMconnector Halteklammer für VEAM-Stecker</p>	<p>L4.73455.E Compensating resistance for electronic hour counter Vorwiderstand kpl. für elektr. Betriebsstundenzähler</p>	<p>L4.77487.E Spot lens 10° (flat structure) "blue" 420mm Spotlinse 10° (flache Struktur) "blau" 420mm</p>	<p>L4.77489.E N-flood lens 10x20° (small rectangle) "black" 420mm N-Floodlinse 10x20° (kleines Rechteck) "schwarz" 420mm</p>



L4.77491.E
Flood lens 20x45° (large rectangle)
"green" 420mm
Floodlinse 20x45° (großes Rechteck) "grün" 420mm



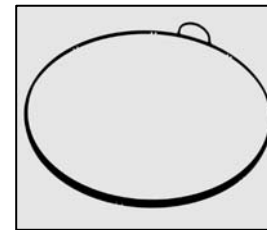
L4.77493.E
S-flood lens clear 50° (honeycomb clear) "red" 420mm
S-Floodlinse klar 50° (Bienenwabe) "rot" 420mm



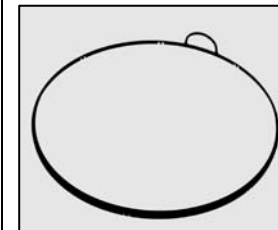
L4.77493SE
S-flood lens frosted 50° (honey-comb) "silver" 420mm
S-Floodlinse gefrostet 50° (Bienenwabe) "silber" 420mm




L4.77495.E
Fresnel lens frosted 420mm
Fresnel Linse gefrostet 420mm




L4.75621.E
Schaltbau connector (female) with coupling ring
Schaltbau Stecker (Buchsenkontakt) mit Überwurfmutter




L4.77429.E
Spot lens 10° (flat structure) "blue" 300mm
Spotlinse 10° (flache Struktur) "blau" 300mm




L4.77950.E
Drop-in lensring without handle
Drop-in Linsenring ohne Griff




L4.77949BE
Handle "blue" for drop-in lensring
Griff "blau" für drop-in Linsenring




L4.77949.E
Handle "black" for drop-in lensring
Griff "schwarz" für drop-in Linsenring



L4.77949GE
Handle "green" for drop-in lensring
Griff "grün" für drop-in Linsenring



L4.77949RE
Handle "red" for drop-in lensring
Griff "rot" für drop-in Linsenring



L4.77949SE
Handle "silver" for drop-in lensring
Griff "silber" für drop-in Linsenring



L4.70194.E
Paint blue similar RAL 5015
Lack blau ähnlich RAL 5015



L4.70186.E
Paint thinner
Farb-Verdünnung