

## STUDIO 2000 W p.o.

*Please click here to get a Lighting service contact overview:*

*Klicken Sie bitte hier um eine Übersicht unserer Service-Kontakte zu erhalten :*

[www.arri.de](http://www.arri.de)



04 - 2009

**NOTE: WHEN ORDERING QUOTE PART NUMBER    BEMERKUNG: BEI BESTELLUNG IDENT.-NR. ANGEBEN**



**L4.83040.E**  
Housing cpl. blue/silver  
Gehäuse kpl. blau/silber



**L4.83041.E**  
Rear casting blue  
Rückteil blau




**L4.83291.E**  
Rear casting black  
Rückteil schwarz




**L4.83158.E**  
Front casting blue  
Frontteil blau




**L4.83292.E**  
Front casting black  
Frontteil schwarz




**L4.83149.E**  
Side extrusion cpl./right  
(type plate side) silver  
(NRTL-labeled from ser.nr. 7304 on request)  
Rippenblech kpl./rechts  
(Typen Schild-Seite) silber  
(NRTL-Label ab Ser.Nr. 7304 auf Anfrage)



**L4.83460.E**  
Side extrusion cpl./right  
(type plate side) black  
(NRTL-labeled from ser.nr. 7304 on request)  
Rippenblech kpl./rechts  
(Typen Schild-Seite) schwarz  
(NRTL-Label ab Ser.Nr. 7304 auf Anfrage)



**L4.83150.E**  
Side extrusion cpl./left  
(door catch side) silver  
Rippenblech kpl./links  
(Verschlußseite-Linsenfassung)  
silber



**L4.83461.E**  
Side extrusion cpl./left  
(door catch side) black  
Rippenblech kpl./links  
(Verschlußseite-Linsenfassung)  
schwarz




**L4.83159.E**  
Internal side baffle right  
Mantelstromblech rechts



**L4.83160.E**  
Internal side baffle left  
Mantelstromblech links



**L4.83038.E**  
Top cover cpl. silver  
Abdeckung oben kpl. silber



**L4.83295.E**  
Top cover cpl. black  
Abdeckung oben kpl. schwarz



**L4.83053.E**  
Extrusions top silver  
Rippenbleche oben silber



**L4.83296.E**  
Extrusions top black  
Rippenbleche oben schwarz




**L4.79747.E**  
Door catch set  
Schnapphaken Set



**L4.83042.E**  
Base casting front or rear  
blau  
Wannenstirnseite Vorder-oder  
Rückseite blau



**L4.83297.E**  
Base casting front or rear  
black  
Wannenstirnseite Vorder-oder  
Rückseite schwarz




**L4.83009.E**  
Set of bottom panels  
Boden komplett




**L4.83050.E**  
Side panels left + right p.o.  
silber  
Seitenbleche links + rechts p.o.  
silber




**L4.83469.E**  
Side panels left + right man.  
black  
Seitenbleche links + rechts man.  
schwarz




**L4.83044.E**  
Internal side baffles left + right  
silver  
Mantelstrombleche links + rechts  
silber




**L4.83301.E**  
Internal side baffles left + right  
black  
Mantelstrombleche links + rechts  
schwarz




**L4.83043.E**  
Lampholder + lamp carriage  
Lampenfassung +  
Fokusschlitten



**L4.80118.E**  
Focus indicator  
Fokusanzeiger




**L4.83006.E**  
Reflector  
Reflektor



**L4.80413.E**  
25 pcs. ceramic holder-reflector  
25 St. Keramikhalter-Reflektor



**L4.83008.E**  
Lampholder complete  
Lampenfassung komplett




**L4.80115.E**  
Set of 10 pcs. lampholder  
contacts  
Set 10 St. Lampenklemmstücke



**L4.80125.E**  
Lamp lock shaft  
Hebel geschweißt



**L4.83012.E**  
Guide rail  
Leitspindel




**L4.80387.E**  
Focus spindle  
Fokusspindel




**L4.80122.E**  
10 pcs. guide roll / focus  
10 St. Führungsrollen / Fokus



**L4.81380.E**  
Focus knob  
Fokusknopf




**L4.83052.E**  
Internal cable set  
100-240 V p.o.  
Kabel-Set innen 100-240 V p.o.



**L4.83031.E**  
Focus drive assembled  
Fokusantrieb montiert



**L4.83026.E**  
Housing for rotary switch p.o.  
Gehäuse für Drehschalter p.o.



**L4.83027.E**  
Rotary switch p.o. 100-120 V  
Drehschalter p.o. 100-120 V



**L4.83054.E**  
Rotary switch p.o. 200-240 V  
Drehschalter p.o. 200-240 V



**L4.83034.E**  
Focus knob set p.o.  
(white, blue, yellow, red)  
Fokusknopf-Set p.o.



**L4.83032.E**  
Flexible shaft focus  
Flex-Welle Fokus



**L4.83033.E**  
Focus gear set  
Zahnrad Set



**L4.83035.E**  
Stirrup p.o.  
Haltebügel p.o.




**L4.85103.E**  
Worm gear  
Schneckenantrieb  
further p.o.-spare-parts on sperate sheet  
weitere p.o. Ersatzteile auf separatem Blatt



**L4.83025.E**  
Top latch assembled p.o.  
Torsicherung montiert p.o.



**L4.83156.E**  
Fresnel lens  
Stufenlinse



**L4.83011.E**  
Wire guard complete  
Schutzgitter komplett



**L4.83023.E**  
Accessory bracket p.o.  
Halteklaupe p.o.



**L4.83166.E**  
Stirrup mounting set p.o.  
Bügelbefestigungs Set p.o.



**L4.83157.E**  
Lens door 90°  
Linsenfassung 90°




**L4.83164.E**  
Mains cable 200-240 V  
Netzkabel 200-240 V




**L4.80288.E**  
Mains cable 100-120 V NRTL  
Netzkabel 100-120 V NRTL



**L4.83181.E**  
Switch 4-Pin  
Schalter 4-Pin



**L4.83165.E**  
Lamp holder compl. 4-Pin  
Lampenfassung kpl. 4-Pin



**L4.83024.E**  
Accessory bracket with  
safety catch p.o.  
Halteklau mit  
Sicherungshaken p.o.



**L4.70194.E**  
Paint blue similar RAL 5015  
Lack blau ähnlich RAL 5015



**L4.70183.E**  
Paint black similar RAL 9011  
Lack schwarz ähnlich RAL 9011



**L4.70186.E**  
Paint thinner  
Farb-Verdünnung



**L4.80114.E**  
Reflector holder cpl.  
Reflektorhalter kompl.