

STUDIO 2000 W man.

Please click here to get a Lighting service contact overview:

Klicken Sie bitte hier um eine Übersicht unserer Service-Kontakte zu erhalten :

www.arri.de



04 - 2009

NOTE: WHEN ORDERING QUOTE PART NUMBER BEMERKUNG: BEI BESTELLUNG IDENT.-NR. ANGEBEN



L4.83040.E
Housing cpl. blue/silver
Gehäuse kpl. blau/silber



L4.83041.E
Rear casting blue
Rückteil blau




L4.83291.E
Rear casting black
Rückteil schwarz




L4.83158.E
Front casting blue
Frontteil blau




L4.83292.E
Front casting black
Frontteil schwarz




L4.83149.E
Side extrusion cpl./right
(type plate side) silver
(NRTL-labeled from ser.nr. 7304 on
request)
Rippenblech kpl./rechts
(Typen Schild-Seite) silber
(NRTL-Label ab Ser.Nr. 7304 auf Anfrage)



L4.83460.E
Side extrusion cpl./right
(type plate side) black
(NRTL-labeled from ser.nr. 7304 on
request)
Rippenblech kpl./rechts
(Typen Schild-Seite) schwarz
(NRTL-Label ab Ser.Nr. 7304 auf Anfrage)



L4.83150.E
Side extrusion cpl./left
(door catch side) silver
Rippenblech kpl./links
(Verschlußseite-Linsenfassung)
silber



L4.83461.E
Side extrusion cpl./left
(door catch side) black
Rippenblech kpl./links
(Verschlußseite-Linsenfassung)
schwarz




L4.83159.E
Internal side baffle right
Mantelstromblech rechts



L4.83160.E
Internal side baffle left
Mantelstromblech links




L4.83038.E
Top cover cpl. silver
Abdeckung oben silber



L4.83295.E
Top cover cpl. black
Abdeckung oben schwarz



L4.83053.E
Extrusions top silver
Rippenbleche oben silber



L4.83296.E
Extrusions top black
Rippenbleche oben schwarz




L4.79747.E
Door catch set
Schnapphaken Set




L4.83042.E
Base casting front or rear
blue
Wannenstirnteil Vorder-oder
Rückseite blau




L4.83297.E
Base casting front or rear
black
Wannenstirnteil Vorder-oder
Rückseite schwarz




L4.83009.E
Set of bottom panels
Boden komplett



L4.83045.E
Side panels left + right man.
silver
Seitenbleche links + rechts man.
silber



L4.83299.E
Side panels left + right man.
black
Seitenbleche links + rechts man.
schwarz




L4.83044.E
Internal side baffles left + right
silver
Mantelstrombleche links + rechts
silber



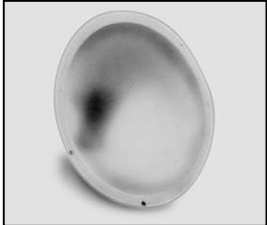
L4.83301.E
Internal side baffles left + right
black
Mantelstrombleche links + rechts
schwarz




L4.83043.E
Lampholder + lamp carriage
Lampenfassung +
Fokusschlitten




L4.80118.E
Focus indicator
Fokusanzeiger




L4.83006.E
Reflector
Reflektor



L4.80413.E
25 pcs. ceramicholder-reflector
25 St. Keramikhalter-Reflektor



L4.83008.E
Lampholder complete
Lampenfassung komplett



L4.80115.E
Set of 10 pcs. lampholder
contacts
Set 10 St. Lampenklemmstücke



L4.80125.E
Lamp lock shaft
Hebel geschweißt



L4.83012.E
Guide rail
Leitspindel



L4.80386.E
Focus spindle
Fokusspindel



L4.80122.E
10 pcs. guid roll / focus
10 St. Führungsrollen / Fokus



L4.81380.E
Focus knob
Fokusknopf



L4.83049.E
Internal cable set
100-240 V man.
Kabel-Set innen 100-240 V man.



L4.83020.E
Stirrup man.
Haltebügel man.



L4.83021.E
Stirrup mounting set
Bügelbefestigungs-Set



L4.83153.E
Friction disc
Friktionsscheibe




L4.77157.E
Inline switch complete
220-240 V
Schnrschalter komplett




L4.82846.E
Inline switch complete
110-120 V
Schnrschalter komplett




L4.87631.E
On / Off Switch 220-240 V
(NEW - with protection cover)
Ein / Aus Schalter 220-240 V
(NEU - mit Schutzkappe)



L4.83011.E
Wire guard complete
Schutzgitter komplett



L4.83014.E
Accessory bracket man.
Halteklaua man.



L4.83015.E
Top latch man.
Torsicherung man.




L4.82911.E
Comfort-top latch
Komfort Torsicherung



L4.79855.E
Cable tie
Halteleine



L4.83156.E
Fresnel lens
Stufenlinse



L4.83165.E
Lampholder compl. 4-Pin
Lampenfassung kpl. 4-Pin



L4.83181.E
Switch 4-Pin
Schalter 4-Pin



L4.83157.E
Lens door 90°
Linsenfassung 90°



L4.83512.E
Mains cable 200-240 V man.
Netzkabel 200-240 V man.



L4.83513.E
Mains cable man. NRTL 100-120V
Netzkabel man. NRTL 100-120V



L4.83514.E
Head to switch cable
200-240 V man.
Zuleitung 200-240 V man.



L4.83515.E
Head to switch cable
100-120 V man. NRTL
Zuleitung 100-120 V man. NRTL




L4.70194.E
Paint blue similar RAL 5015
Lack blau ähnlich RAL 5015



L4.70183.E
Paint black similar RAL 9011
Lack schwarz ähnlich RAL 9011



L4.70186.E
Paint thinner
Farb-Verdünnung




L4.80914.E
Cover
Abdeckblech



L4.87630.E
Strain relief
Zugentlastung



L4.80904.E
Holding plate
Halteplatte



L4.84284.E
Terminal block
Terminalblock



L4.80114.E
Reflector holder cpl.
Reflektorhalter kompl.