

COMPACT 12000

Please click here to get a Lighting service contact overview:


Klicken Sie bitte hier um eine Übersicht unserer Service-Kontakte zu erhalten :

www.arri.de



04 - 2009


NOTE: WHEN ORDERING QUOTE PART NUMBER BEMERKUNG: BEI BESTELLUNG IDENT.-NR. ANGEBEN



L4.80462.E
Front casting
Frontteil




L4.80463.E
Rear casting
Rückteil



L4.80466.E
Cover sheet
Abdeckblech




L4.80461.E
Lens door
Linsenfassung



L4.82189.E
lens-mounting-set
Linsenbefestigungsset



L4.76235.E
Fresnel lens 500 mm
Stufenlinse 500 mm



L4.80465.E
Wire guard
Schutzgitter



L4.80625.E
Extrusion top
Rippenblech oben



L4.80626.E
Side extrusion
Rippenblech seitlich



L4.79584.E
Stirrup bracket
Büggelager




L4.80621.E
Internal baffle
Mantelstromblech



L4.80622.E
Cover left + right
Abdeckung li. + re.



L4.79747.E
Door catch
Schnapphaken



L4.80624.E
Profile
Profil



L4.80482.E
Accessory bracket
Halteklau



L4.80481.E
Top latch
Torsicherung



L4.80484.E
Lamp carriage
Fokusschlitten




L4.79118.E
Lamp holder cpl.
Lampenfassung kpl.



L4.80643.E
Reflector holder
Reflektorhalter




L4.75676.E
Lamp lock shaft
Lampenklemmhebel




L4.80489.E
H.t. cables
Lampenkabel kpl.




L4.80499.E
Lamp lock
Lampenklemmung



L4.80638.E
Saftey switch cpl.
Endschalter kpl.



L4.80473.E
Base casting
Wannenstirnteil




L4.80470.E
Base ventilating duct
Stirnkamin




L4.80631.E
Side panel left
Seitenblech li.




L4.80632.E
Side panel right
Seitenblech rechts




L4.80633.E
Intermediate plate
Zwischenblech



L4.80628.E
Cover sheet
Abdeckblech




L4.80629.E
Bottom panel
Bodenblech



L4.80469.E
Bottom ventilating duct
Bodenkamin



L4.80634.E
Focus spindle
Fokusspindel



L4.73544.E
Brake springs (3 pcs.)
Bremsfedern (3 St.)



L4.80635.E
Guide rail
Gleitstange




L4.81380.E
Focus knob
Fokusknopf



L4.77678.E
Hour counter
Betriebsstundenzähler



L4.80498.E
Compensating resistance
Vorwiderstand



L4.72826.E
On/Off switch
Wippschalter



L4.80612.E
ignitor
Zündgerät



L4.80636.E
Main cable
Scheinwerferkabel



L4.80640.E
Connecting wires
Verbindungs-Litzen



L4.80496.E
Saftey switch activator
Drahtauslöser



L4.80630.E
Base skid
Kufe



L4.82123.E
Reflector
Reflektor



L4.80476.E
Stirrup
Haltebügel



L4.77916.E
Stirrup mounting set
Bügelbefestigungsset



L4.79073.E
Friction disc
Friktionsscheibe




L4.77942.E
Strain relief
Kabelverschraubung



L4.71067.E
Veam-connector (male)
Veam Stecker (Stiftkontakt)



L4.71068.E
Veam-connector (female)
Veam Stecker
(Buchsenkontakt)




L4.71996.E
 Holdingclip for Veam Connector
 Halteclip für Veam Stecker



L4.82390.E
 Handle
 Griff



L4.71996.E
 Clip
 Klammer



L4.72044.E
 Ceramic insulation pads for
 Lens
 Keramik-Isolations Pads für
 Linsen



L4.70186.E
 Paint thinner
 Farb-Verdünnung



L4.70194.E
 Paint blue similar RAL 5015
 Lack blau ähnlich RAL 5015