

ARRISUN 40/25

Please click here to get a Lighting service contact overview:

Klicken Sie bitte hier um eine Übersicht unserer Service-Kontakte zu erhalten :

www.arri.de




04 - 2009


NOTE: WHEN ORDERING QUOTE PART NUMBER BEMERKUNG: BEI BESTELLUNG IDENT.-NR. ANGEBEN



L4.77334.E
Rear casting
Rückteil



L4.77333.E
Front casting
Frontträger



L4.77348.E
Side panel f. housing right
Seitenblech f. Gehäuse
rechts



L4.77349.E
Side panel f. housing left
Seitenblech f. Gehäuse
links



L4.77358.E
Internal baffle
Mantelstromblech




L4.83053.E
Extrusions, top
Rippenbleche oben



L4.77343.E
Crossbeam
Querträger



L4.79747.E
Door catch set
Schnapphaken Set




L4.77311.E
Reflector
Reflektor



L4.77411.E
Lens door
Linsenfassung



L4.77416.E
Wire guard complete
Schutzgitter komplett




L4.77415.E
UV-protective glass
Sicherheitsglas



L4.83014.E
Accessory brackets "short"
(in combination with top latch L4.82911.E)
Halteklauen "kurz" (in Kombination mit
Torsicherung L4.82911.E)



L4.77344.E
Accessory brackets "middle"
(in combination with top latch L4.77470.E)
Halteklauen "mittel" (in Kombination
mit Torsicherung L4.77470.E)



L4.79008.E
Accessory brackets "long" from
ser.no. 3540 (in combination with top
latch L4.79151.E)
Halteklauen "lang" ab Ser.Nr. 3540 (in
Kombination mit Torsicherung L4.79151.E)




L4.82911.E
Comfort top latch "short" (in combi-
nation with accessory brackets L4.83014.E)
Komfort Torsicherung "kurz" (in
Verbindung mit Halteklauen L4.83014.E)




L4.77470.E
Top latch "middle" (in combination
with accessory brackets L4.77344.E)
Torsicherung "mittel" (in Verbindung
mit Halteklauen L4.77344.E)



L4.79151.E
Top latch "long" from ser.no.3540 (in
combination with accessory brackets
L4.77344.E)
Torsicherung "lang" ab Ser.Nr.3540
(in Verbindung mit Halteklauen L4.77344.E)



L4.77414.E
Pin for lens holder
Pin für Linsenhalter



L4.77413.E
Lens holder
Linsenhalter



L4.73645.E
Ignitor
Zündgerät



L4.77390.E
Stirrup to ser. no. 3539
Haltebügel bis Ser. Nr. 3539



L4.79963.E
Stirrup from ser. no. 3540
Haltebügel ab Ser. Nr. 3540



L4.73746.E
to ser. no. 3539 / bis Ser. Nr. 3539
Stirrup mounting set
Bügelbefestigungs-Set



L4.79137.E
from ser. no. 3540 / ab Ser. Nr. 3540
Stirrup mounting set
Bügelbefestigungs-Set



L4.83153.E
to ser. no. 3539 / bis Ser. Nr. 3539
Friction disc
Friktionsscheibe



L4.79128.E
from ser. no. 3540 / ab Ser. Nr. 3540
Friction disc
Friktionsscheibe



L4.77372.E
Base casting front
Wannenstirnteil vorne



L4.77377.E
Base casting rear
Wannenstirnteil hinten




L4.73455.E
Compensating resistance
for electronic hour counter
Vorwiderstand kpl. für elektr.
Betriebsstundenzähler



L4.73448.E
Hour counter elec.
50/60 Hz to ser. no. 1078/94
Betriebsstundenzähler elektr.
50/60 Hz bis Ser. Nr. 1078/94



L4.77678.E
Hour counter elec.
from ser. no. 1079/94
Betriebsstundenzähler elektr.
ab Ser. Nr. 1079/94



L4.75789.E
Spark gap
Funkenstrecke




L4.77374.E Side panel right
to ser. no. 1078/94
Seitenblech rechts
bis Ser. Nr. 1078/94




L4.77434.E Side panel right
from ser. no. 1079/94
Seitenblech rechts
ab Ser. Nr. 1079/94




L4.77373.E Side panel left
to ser. no. 1078/94
Seitenblech links
bis Ser. Nr. 1078/94



L4.77426.E Side panel left
from ser. no. 1079/94
Seitenblech links
ab Ser. Nr. 1079/94



L4.73680.E
Bottom panel
Bodenblech




L4.77376.E
Intermediate panel
Zwischenblech



L4.77375.E
Cover
Abdeckblech



L4.73378.E
Focus spindle
Fokusspindel



L4.73544.E
Brake springs (3 pcs)
Bremsfedern (3 Stk)



L4.80122.E
10 pcs. guid roll / focus
10 St. Führungsrollen / Fokus



L4.73379.E
Guide rail
Leitspindel



L4.77323.E
Fokus + lamp lock knob compl.
Fokus- und
Lampenklemmungsknopf kpl.




L4.79139.E
from ser. no. 3540 / ab Ser. Nr. 3540
Cover for lamp lock knob
Abdeckung f. Lampenklemmungsknopf




L4.77380.E
Lamp holder + lamp carriage
Lampenfassung und
Fokusschlitten



L4.77381.E
Lamp lock lever
Hebel geschweißt



L4.73533.E
Lamp holder complete
Lampenfassung komplett



L4.80115.E
Set of 10 pcs. lamp holder
Set mit 10 St.
Lampenklemmstücken



L4.77366.E
Safety switch activator
Drahtauslöser




L4.72826.E
On/Off switch
Wippschalter




L4.77395.E
Safety switch complete
Endschalter komplett



L4.77400.E
to ser. no. 3539/bis Ser. Nr. 3539
Lamp lock switch
Endschalter f. Lampenfassung



L4.72587.E
4 pcs. safety switch
4 St. Sicherheitsschalter



L4.77398.E
to ser. no. 3539/bis Ser. Nr. 3539
Lamp lock switch activator
Klinke



L4.77446.E
Connecting wire
Verbindungslitzen



L4.73640.E
H.T. cable complete
Lampenkabel komplett



L4.73684.E
Base skid
Kufe



L4.77447.E
Mains cable Veam
Scheinwerferkabel Veam



L4.74097.E
Mains cable ARRI Schaltbau
without coupling ring
Scheinwerferkabel ARRI Schaltbau
ohne Überwurfmutter



L4.75936.E
Mains cable "German TV"
without coupling ring
Scheinwerferkabel "German TV"
ohne Überwurfmutter



L4.73549.E
to ser. no. 3640 / bis Ser. Nr. 3640
Screw-type conduit fitting
Kabelverschraubung




L4.73627.E
from ser. no. 3641 / ab Ser. Nr. 3641
Screw-type conduit fitting
Kabelverschraubung



L4.75616.E
Veam connector (male)
Veam Stecker (Stiftkontakt)



L4.75617.E
Veam connector (female)
Veam Stecker (Buchsenkontakt)



L4.71996.E
Holding clip for Veam connector
Halteklammer für Veam Stecker



L4.75622.E
Schaltbau connector (male)
with coupling ring
Schaltbau Stecker (Stiftkontakt)
mit Überwurfmutter



L4.75623.E
Schaltbau connector (female)
without coupling ring
Schaltbau Stecker (Buchsen-
kontakt) ohne Überwurfmutter



L4.75624.E
Schaltbau connector (male)
without coupling ring
Schaltbau Stecker (Stiftkontakt)
ohne Überwurfmutter



L4.75621.E
Schaltbau connector (female)
with coupling ring
Schaltbau Stecker (Buchsen-
kontakt) mit Überwurfmutter



L4.77429.E
Spot lens 10° (flat structure)
"blue" 300mm
Spotlinse 10° (flache Struktur)
"blau" 300mm



L4.77432.E
N-flood lens 10x20° (small
rectangle) "black" 300mm
N-Floodlinse 10x20° (kleines
Rechteck) "schwarz" 300mm



L4.77430.E
Flood lens 20x45° (large rectan-
gle) "green" 300mm
Floodlinse 20x45° (großes
Rechteck) "grün" 300mm



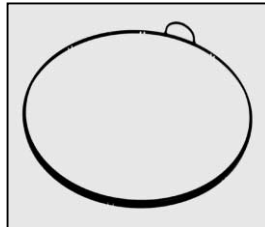
L4.77431.E
S-flood lens clear 50° (honey-
comb clear) "red" 300mm
S-Floodlinse klar 50°
(Bienenwabe) "rot" 300mm



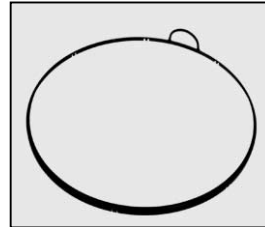
L4.77431SE
S-flood lens frosted 50°
(honey-comb) "silver" 300mm
S-Floodlinse gefrostet 50°
(Bienenwabe) "silber" 300mm



L4.77417.E
Fresnel lens frosted 300mm
Fresnel Linse gefrostet
300mm




L4.77428.E
Insert lensring
Insert Linsenring




L4.77439.E
Insert lensring for fresnel lens
Insert Linsenring für
Stufenlinse




L4.77008.E
Drop-in lensring without
handle
Drop-in Linsenring ohne Griff




L4.77949BE
Handle "blue" for drop-in
lensring
Griff "blau" für drop-in
Linsenring




L4.77949.E
Handle "black" for drop-in
lensring
Griff "schwarz" für drop-in
Linsenring



L4.77949GE
Handle "green" for drop-in
lensring
Griff "grün" für drop-in
Linsenring



L4.77949RE
Handle "red" for drop-in lens-
ring
Griff "rot" für drop-in
Linsenring



L4.77949SE
Handle "silver" for drop-in
lensring
Griff "silber" für drop-in
Linsenring



L4.70194.E
Paint blue similar RAL 5015
Lack blau ähnlich RAL 5015



L4.70186.E
Paint thinner
Farb-Verdünnung