

ARRI 2000 W man.

Please click here to get a Lighting service contact overview:

Klicken Sie bitte hier um eine Übersicht unserer Service-Kontakte zu erhalten :

www.arri.de



04 - 2009

NOTE: WHEN ORDERING QUOTE PART NUMBER **BEMERKUNG:** BEI BESTELLUNG IDENT.-NR. ANGEBEN



L4.83113.E
Housing compl. blue/silver
Gehäuse kpl. blau/silber



L4.83118.E
Rear casting blue
Rückteil blau




L4.83366.E
Rear casting black
Rückteil schwarz




L4.83139.E
Front casting blue
Frontteil blau




L4.83367.E
Front casting black
Frontteil schwarz




L4.83167.E
Side extrusion compl./right
(type plate side) silver
(NRTL-labeled from ser.nr. 8426 on request)
Rippenblech kpl./rechts
(Typen Schild-Seite) silber
(NRTL-Label ab Ser.Nr. 8426 auf Anfrage)



L4.83451.E
Side extrusion compl./right
(type plate side) black
(NRTL-labeled from ser.nr. 8426 on request)
Rippenblech kpl./rechts
(Typen Schild-Seite) schwarz
(NRTL-Label ab Ser.Nr. 8426 auf Anfrage)



L4.83168.E
Side extrusion compl./left
(door catch side) silver
Rippenblech kpl./links
(Verschlußseite-Linsenfassung)
silber



L4.83452.E
Side extrusion compl./left
(door catch side) black
Rippenblech kpl./links
(Verschlußseite-Linsenfassung)
schwarz



L4.82827.E
Internal side baffle
Mantelstromblech




L4.83140.E
Set of 3 extrusions, top, silver
Set 3 Rippenbleche, oben,
silber



L4.83370.E
Set of 3 extrusions, top, black
Set 3 Rippenbleche, oben,
schwarz




L4.79747.E
Door catch set
Schnapphaken Set



L4.83142.E
Base casting rear, blue
Wannenstirnteil hinten, blau




L4.83453.E
Base casting rear, black
Wannenstirnteil hinten, schwarz



L4.83182.E
Base casting front, blue
Wannenstirnteil vorne, blau




L4.83454.E
Base casting front, black
Wannenstirnteil vorne, schwarz




L4.83144.E
Set of bottom panels
Boden kpl.




L4.83146.E
Set of side panels, left + right
silber
Seitenblech Set,links + rechts
silber



L4.83455.E
Set of side panels, left + right
black
Seitenblech Set,links + rechts
schwarz




L4.83145.E
Internal side baffles left + right silver
Mantelstrombleche links + rechts silber




L4.83456.E
Internal side baffles left + right black
Mantelstrombleche links + rechts schwarz




L4.83143.E
Lampholder + lamp carriage
Lampenfassung + Fokusschlitten



L4.81288.E
Focus indicator
Fokusanzeiger




L4.81330.E
Reflector holder (old design)
Reflektorhalter (altes Design)



L4.81384.E
Reflector holder
(new design with ceramic reflector holders)
Reflektorhalter (neues Design mit Keramik-Reflektorhaltern)




L4.83008.E
Lampholder compl.
Lampenfassung kpl.




L4.80115.E
Set of 10 pcs. lampholder contacts
Set mit 10 st. Lampenfassungskontakten



L4.81336.E
Lamp lock shaft
Hebel geschweißt



L4.83121.E
Reflector
Reflektor



L4.80413.E
25 pcs. ceramic holder-reflector
25 St. Keramikhalter-Reflektor



L4.83127.E
Guide rail
Leitspindel



L4.83130.E
Focus spindle
Fokusspindel



L4.80122.E
10 pcs. guide roll / focus
10 St. Führungsrollen / Fokus




L4.81380.E
Focus knob
Fokusknopf



L4.83021.E
Stirrup mounting set
Bügelbefestigungs Set




L4.83153.E
Friction disc
Friktionsscheibe



L4.83126.E
Wire guard compl.
Schutzgitter kpl.



L4.83014.E
Accessory bracket man.
Halteklau man.



L4.83015.E
Top latch man.
Torsicherung man.



L4.82911.E
Comfort-top latch
Komfort Torsicherung



L4.83131.E
Stirrup man.
Haltebügel man.




L4.83132.E
Stirrup man. USA
Haltebügel man. USA



L4.77157.E
Inline switch complete
220-240 V
Schnerschalter komplett



L4.82846.E
Inline switch complete
110-120 V
Schnerschalter komplett



L4.87631.E
On / Off Switch 220-240 V
(NEW - with protection cover)
Ein / Aus Schalter 220-240 V
(NEU - mit Schutzkappe)



L4.83171.E
Lens door 90°
Linsenfassung 90°



L4.83141.E
Fresnel lens
Stufenlinse



L4.79855.E
Cable tie
Halteleine



L4.83512.E
Mains cable 200 -240 V
Netzkabel 200 -240 V



L4.83513.E
Mains cable 100 -120 V NRTL
Netzkabel 100-120 V NRTL



L4.83115.E
Internal cable set man.
100-240 V
Kabel Set innen man.
100-240 V



L4.83514.E
Head to switch cable 200-240 V
Zuleitung 200-240 V



L4.83515.E
Head to switch cable 100-120 V NRTL
Zuleitung 100-120 V NRTL



L4.70194.E
Paint blue similar RAL 5015
Lack blau ähnlich RAL 5015




L4.70183.E
Paint black similar RAL 9011
Lack schwarz ähnlich RAL 9011



L4.70189.E
Paint silver metallic similar
RAL 9011
Lack silber metallic ähnlich
RAL 9011



L4.70186.E
Paint thinner
Farb-Verdünnung



L4.80914.E
Cover
Abdeckblech



L4.87630.E
Strain relief
Zugentlastung



L4.80904.E
Holding plate
Halteplatte